

Wide Band RF Transformers - WRFT 4x Series



- Transfer-moulded encapsulation for higher reliability
- Power input max. 250mW
- Isolation prim. to sec. 500V_{DC} minimum
- Suitable for IR and vapor reflow soldering
- SMD or through-hole cases
- Bandwidth : 100 KHz to 400 MHz
- Operating temperature -55 °C to +125 °C
- Weight: 1.5grams
- Shielded version upon request

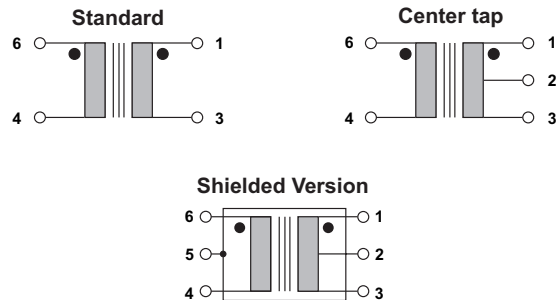
Electrical Data (25°C)

ID Code	Impedance ratio (Ω)	Bandwidth (MHz)		
		3 dB	2 dB	1 dB
WRFT41 1R0 1X	50 : 50	0.35 - 400	0.35 - 200	2 - 50
WRFT41 2R0 1X	50 : 100	0.30 - 300	0.5 - 250	2 - 230
WRFT42 2R0 1X	50 : 100 center tap	0.10 - 200	0.5 - 100	2 - 50
WRFT41 2R5 1X	50 : 125	0.10 - 100	0.1 - 50	0.1 - 20
WRFT41 4R0 1X	50 : 200	0.20 - 350	0.35 - 300	2 - 100
WRFT42 5R0 1X	50 : 250 center tap	0.30 - 300	0.6 - 200	0.5 - 100
WRFT42 8R0 1X	50 : 400 center tap	0.10 - 140	0.1 - 90	1 - 60
WRFT41 12R 1X	50 : 600	0.20 - 110	0.5 - 80	1 - 50
WRFT41 13R 1X	50 : 650	0.30 - 130	0.4 - 85	1 - 65
WRFT42 13R 1X	50 : 650 center tap	0.30 - 120	0.7 - 80	5 - 20
WRFT41 16R 1X	50 : 800	0.30 - 120	0.7 - 80	5 - 20
WRFT42 16R 1X	50 : 800 center tap	0.10 - 75	0.2 - 30	0.3 - 20


To Order

WRFT4	#	###	1	x
Range	1 = without center tap 2 = with center tap	Impedance ratio	Version	x = S surface mount x = P through hole x = Q Shielded

Connections



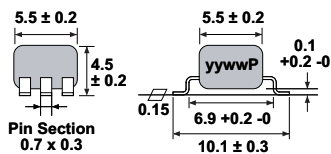
Marking



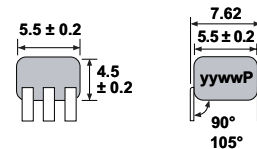
MB4x xxx:
Microspire part number
yyww : Date code

Typical Dimensions (mm)

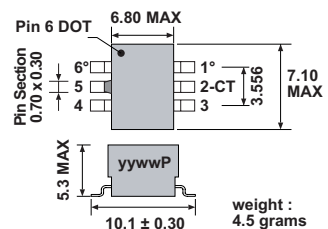
Surface-mount case WRFT4# ### 1S



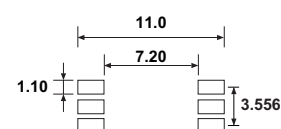
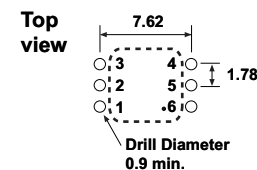
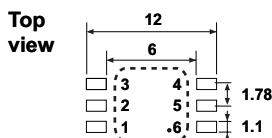
Through-hole case WRFT4# ### 1P



SMD shielded case WRFT4# ### 1Q



Pad Layout (mm)



Applications

Impedance matching, DC isolation, balanced-unbalanced mixing, power splitting, coupling and signal inversion

Packaging

Individually packed in a 160x137x55 cardboard box. 40 parts on 2 layers

