


DE Group Series 14

The 14 Series assemblies are single conductor, in-line designs for high voltage applications where a 'steady-state' voltage is required at a cost far below conventional shell type connectors. The silicone body is molded onto the wire for maximum dielectric and physical strength. This "no-shell" design makes it ideal for applications requiring quick connect and disconnect. The connector utilizes Caton's proven tapered interface and patented retention design making the 14 Series ideal for applications subject to high vibrations, shock and humidity. Two voltage configurations are available: 30 and 45 KVDC.



Standard lengths are stocked for quick delivery. Custom length and configurations are available, please consult Caton or your Caton sales representative.

General Design Specifications

1.0) ELECTRICAL (for properly mated assemblies)

- 1.1) Operating Voltage: 30 and 45 KVDC
- 1.2) Current: 7.5 and 10 AMPS

2.0) ENVIRONMENTAL

- 2.1) Operating Temperature Range: -55°C to +125° C

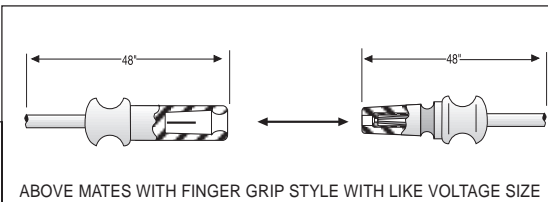
3.0) MECHANICAL



- 3.1) Style: Finger grip
- 3.2) Termination: Molded Directly to Wire

4.0) MATERIALS

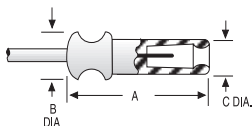
- 4.1) Connector Body: Silicone Rubber Dielectric Per ZZ-R-765
- 4.2) Color: Male Connector; Red - Grade 70
Female Connector; Red - Grade 50
- 4.3) Pin Contact: 1/2 Hard Brass Per QQ-B-626
- 4.4) Socket Contact: Beryllium Copper Alloy M25, 1/2 Hard
- 4.5) Finish: All Contacts are Gold Plated Per MIL-G-45204; Class I; Type II
- 4.6) Wire: Silver Plated Copper, Silicone Insulation
30 KVDC 18 AWG 0.140" dia.
45 KVDC 16 AWG 0.295" dia.

Note: Caton may at no cost to customer, upgrade component material to ensure prompt delivery



INSERT ARRANGEMENT PIN to GROUND OPERATING VOLTAGES CURRENT CAPABILITY NUMBER OF CONDUCTORS	CONNECTOR BODY STYLE		
 30 KVDC - 7.5 AMPS 1 CONDUCTOR	FINGER GRIP	14203-L6 48 inches [1219.2 mm]	14204-L6 48 inches [1219.2 mm]
 45 KVDC - 10 AMPS 1 CONDUCTOR	FINGER GRIP	14303-L6 48 inches [1219.2 mm]	14304-L6 48 inches [1219.2 mm]

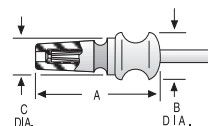
14 SERIES DIMENSION CHARTS



MALE ASSEMBLY

VOLTAGE	A	B	C
30 KVDC	2.16 [54.8]	0.62 [15.7]	0.47 [11.9]
45 KVDC	2.59 [65.8]	0.78 [19.8]	0.59 [15.0]

Dimensions are in inches/millimeters
LEADS ARE BLUNT CUT READY FOR CUSTOMER TERMINATION



FEMALE ASSEMBLY

VOLTAGE	A	B	C
30 KVDC	2.00 [50.8]	0.62 [15.7]	0.47 [11.9]
45 KVDC	2.39 [60.7]	0.78 [19.8]	0.59 [15.0]

For Custom Or Modified Assemblies, Please Consult Factory For Availability.



Jones River Industrial Park, 26 Wapping Road, Kingston, MA 02364
 Tel: 781.585.4315 • Tel: 877.522.2866 • Fax: 781.585.2973 • e-mail: info@caton.com
 World Wide Web: <http://www.caton.com>

Founding Member: High Voltage Association
<http://www.high-voltage-assoc.com>